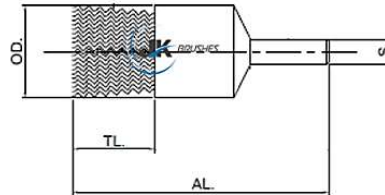
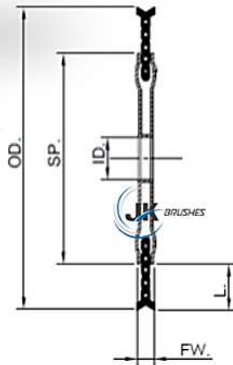


TWIST KNOT BRUSH



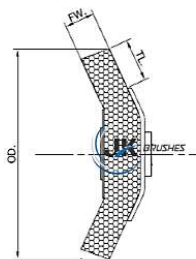
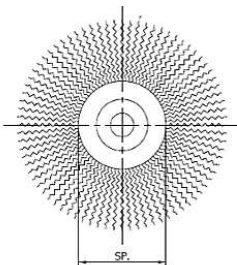
WHEEL BRUSH



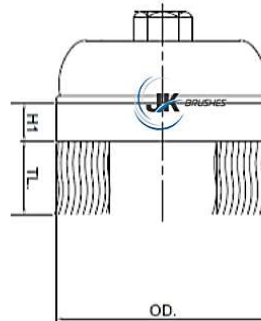
END BRUSH

OD (mm)	FW (mm)	ID/ THREAD	FILAMENT
100	14	22/ M14	SUS 0.35, 0.50
115			STEEL WIRE
125			0.35, 0.50mm.
178		22	STEEL WIRE
200	0.35, 0.50mm.		

OD (mm)	TL (mm)	SHANK (mm)	FILAMENT	
6	25	6	SUS 0.35, 0.50	
19	28			
22	28		STEEL WIRE	
28	28			0.35, 0.50mm.



BEVEL BRUSH



CUP BRUSH

OD (mm)	THREAD	FILAMENT
100	M10*1.25 M10*1.5 M14*2 M16*2	SUS 0.35, 0.50
115		STEEL WIRE
125		0.35, 0.50mm.

OD	THREAD	FILAMENT
2 1/2" (65mm)	M10*1.25	SUS 0.35, 0.50
3" (80mm)	M10*1.5	STEEL WIRE
4" (100mm)	M14*2	
		M16*2

Made to order are also available please contact us