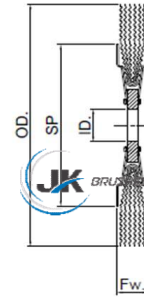
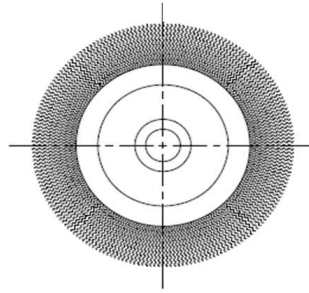


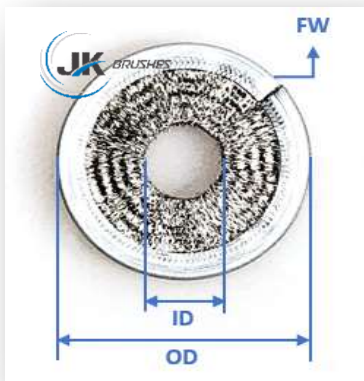
## WHEEL BRUSH



FILAMENT	OD (mm)	SP (mm)	ID (mm)	FW (mm)	CODE
#320 0.60mm.	70	30	10	10	WHSCN070-003
#240 0.90mm.	75	40	10	15	WHSCN075-003
#320 0.60mm.	80	55	16	12	WHSCN080-003
#320 0.60mm.	80	55	16	15	WHSCN080-C01
#240 0.90mm.	100	50	10	6	WHSCN100-001
#240 0.60mm.	100	55	16	12	WHSCN100-004
#180 0.90mm.	100	65	16	20	WHSCN100-015
#120 1.00mm.	150	100	20	20	WHSCN150-010
#180 1.00mm.	150	100	25.4	30	WHSCN150-003
#320 0.90mm.	200	100	25.4	20	WHSCN200-003
#240 0.90mm.	225	150	25.4	20	WHSCN225-001
#320 0.60mm.	300	195	34	30	WHSCN300-001

**MATERIAL: SILICON CARBIDE (SC) #180, 240, 320, 500**

## INNER BRUSH



SUS (mm)	OD (mm)	ID (mm)	FW (mm)	CODE
0.10	39	10	4	INSSN039-001
0.10	39	12	4	INSSN039-002
0.10	39	15	4	INSSN039-006
0.10	39	17	4	INSSN039-004
0.12	39	10	4	INSSN039-010
0.12	39	12	4	INSSN039-008
0.12	39	15	4	INSSN039-009
0.12	39	17	4	INSSN039-007

**MATERIAL: STAINLESS STEEL**